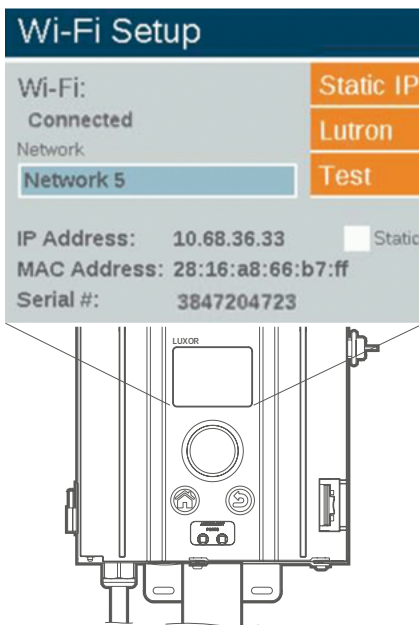


# LUXOR® CLOUD QUICK START GUIDE

Luxor Cloud requires facepack version 0.33 or higher. For more information, visit [lumascap.com](http://lumascap.com)

1

Connect your ZDLink controller to your desired network. Remain on the **WI-FI SETUP** screen.



OR

Connect your ZDLink controller to your desired network. Remain on the **LAN SETUP** screen.



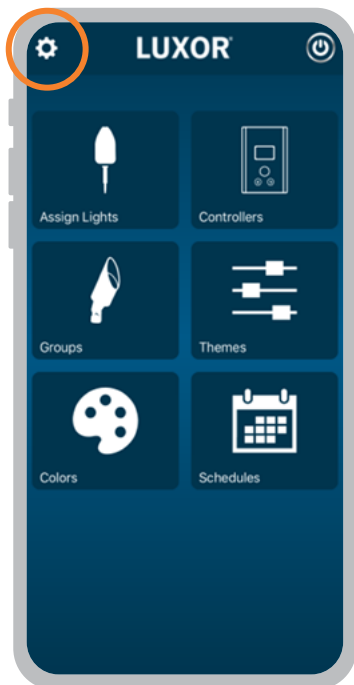
2

Download the Luxor app for your iOS® or Android™ device.



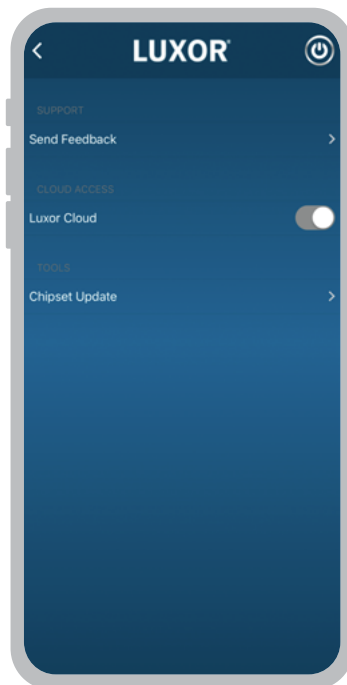
3

Open the Luxor app and select the **SETUP** icon.



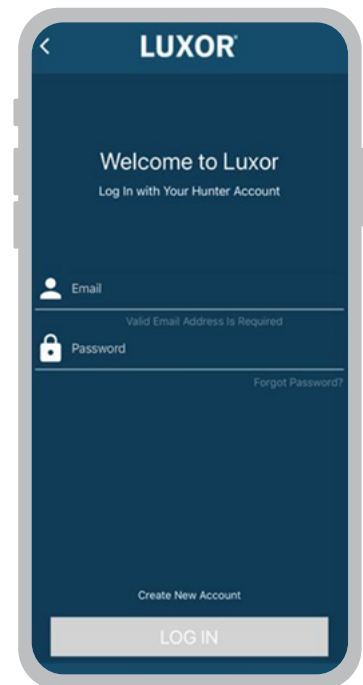
4

Turn the Luxor Cloud feature from **OFF** to **ON**.



5

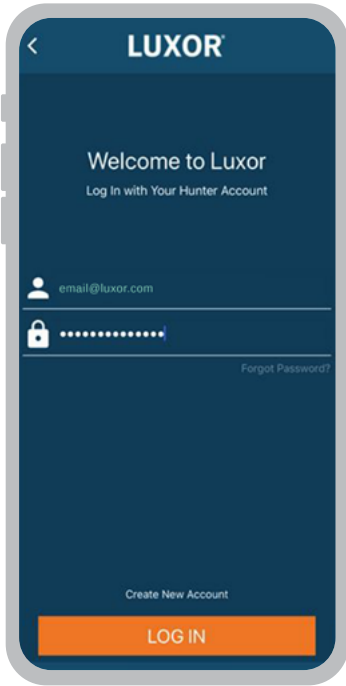
To confirm, log in with your Hunter account username and password.



Note: You can sign up for a free Hunter account at [sso.hunterindustries.com](http://sso.hunterindustries.com).

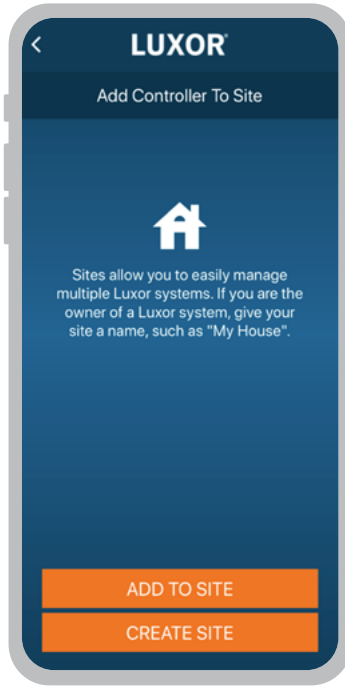
6

Click **LOG IN**.



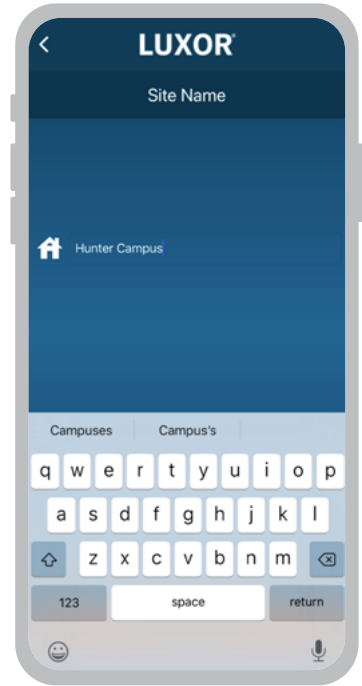
7

Select **CREATE SITE**.



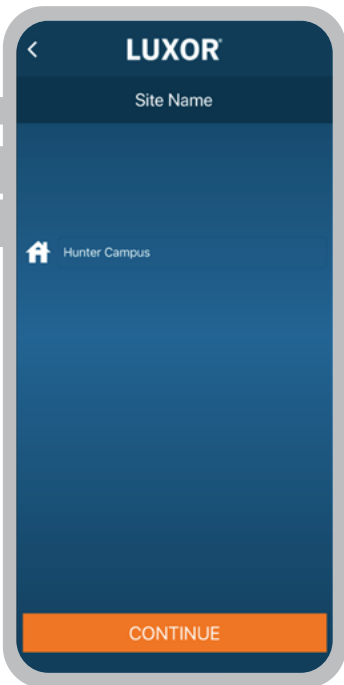
8

Enter your site name.




9

Press **CONTINUE**.



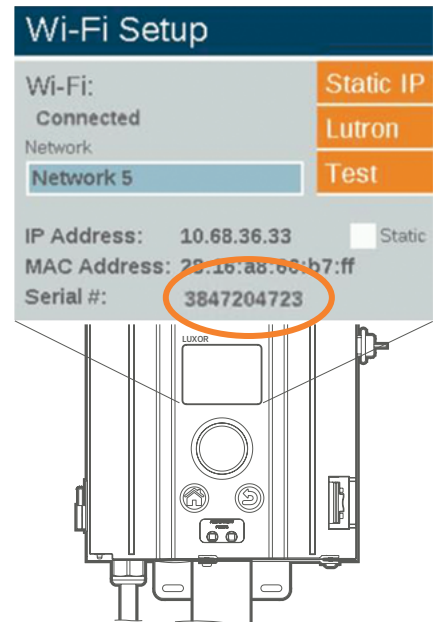
10

Select the desired site and press **CONTINUE**.



11

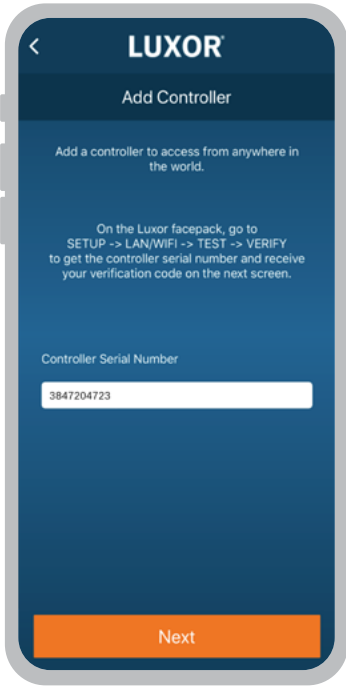
Note the **SERIAL #** from the **WI-FI/LAN SETUP** screen.



Note: Remain on the **WI-FI SETUP** screen.

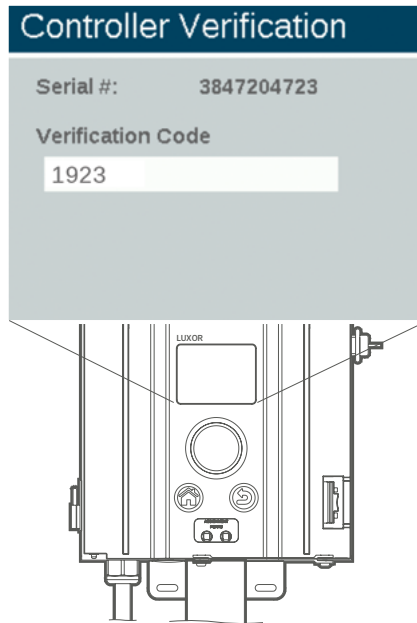
12

Enter your ZDclick controller **SERIAL #**.  
Then press **NEXT**.



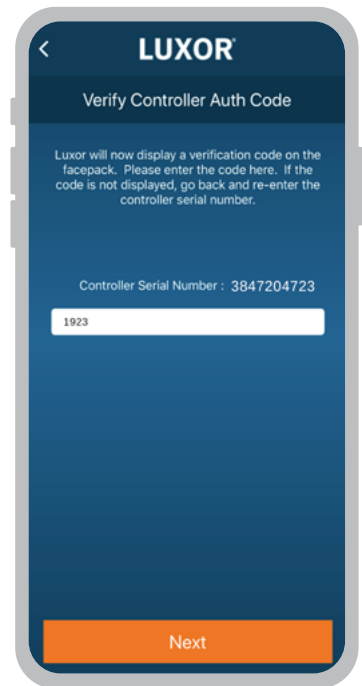
13

A **VERIFICATION CODE** will display automatically  
once the **SERIAL #** is entered in the Luxor Cloud app.  
The four-digit code will displayed on controller.




14

Enter the four-digit code.  
Then press **NEXT**.



15

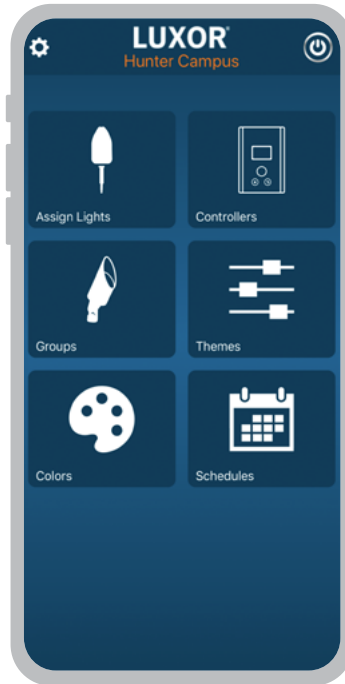
Verify the controller has been added to the Luxor  
Cloud. The app will display **CONNECTED** from the  
**CONTROLLERS** screen. Press **< BACK** to return to  
the **HOME** screen.



16

*Managing multiple controllers*

Select **CONTROLLERS** from the **HOME** screen.



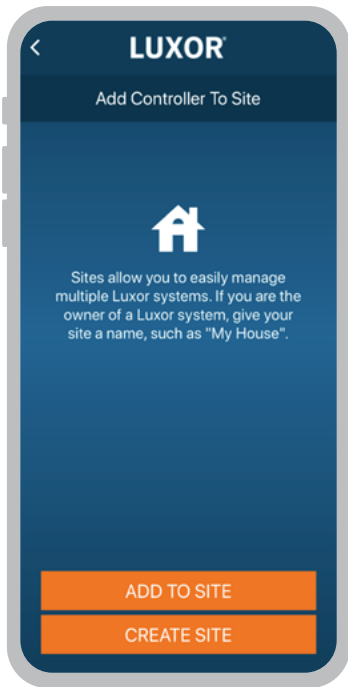
17

Select **+ ADD** to manage additional controllers.



18

Select **ADD TO SITE**. Select your desired **SITE**. Repeat steps 12-15.



19

*Share sites with other users*  
Select the **SITE** you want to share.



20

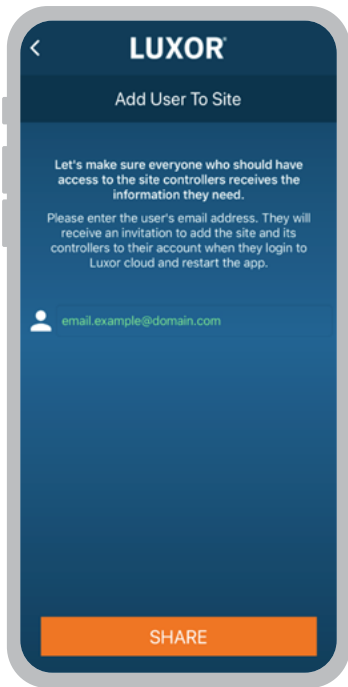
Select the **PERSON** icon at the top left of the screen.



*Note: Your email address must match the email address in your Hunter account. You can sign up for a free Hunter account at [sso.hunterindustries.com](http://sso.hunterindustries.com).*

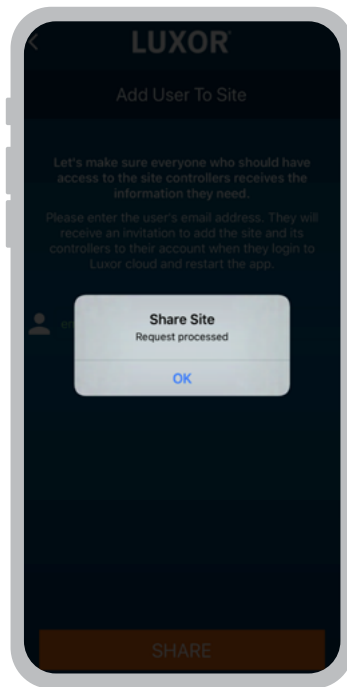
21

Enter the email address of the person you want to share with.



22

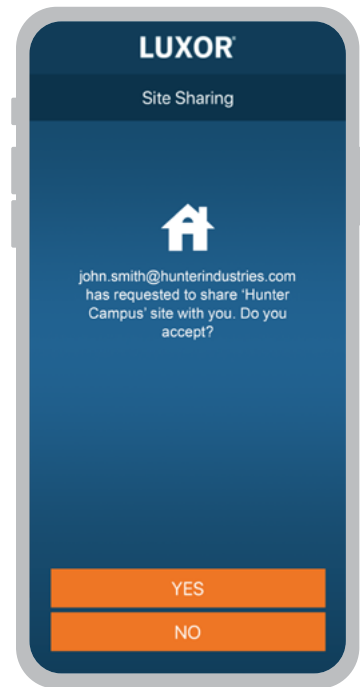
Press the **SHARE** button and click **OK** to confirm.



23

*Users will be notified when logging in to the Luxor app for the first time*

Press **YES** to access the shared site.



IOS is a trademark or registered trademark of Cisco in the U.S. and other countries and is used under license. Apple and the Apple logo are trademarks of Apple Inc. registered in the U.S. and other countries. App Store is a service mark of Apple Inc. Google, the Google logo, and Android are trademarks of Google LLC.

© 2021 Hunter Industries™. Hunter, Lumascope, all related logos, and all other trademarks are property of Hunter Industries, registered in the U.S. and other countries.