



The Vedita VE5 is specifically engineered for underwater use in fountains and other water features. When high output is required, it can be deployed in its full output, 2W configuration; if a dot of light is required, it can be set as low as 0.2 W (either factory set or in the field). Alternatively, the Vedita VE5 can be dynamically dimmed via Lumascope d5 driver technology. This luminaire can be dynamically dimmed via Lumascope d5 driver technology. This luminaire comes with a pre-installation blockout niche. Constructed in part from marine-grade 316 stainless steel, this luminaire also comes standard with Lumascope's proprietary ElectroPolishPlus™ surface treatment. This luminaire is suitable for saline waters. Dark Sky options available.

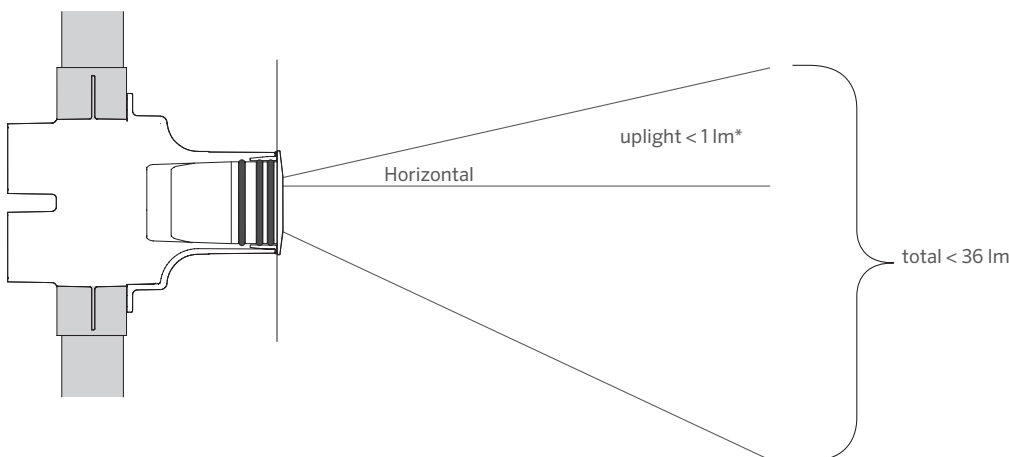
Performance

Static White & Color ¹	Lumen Output (lm)	Efficacy (lm/W)	Peak Intensity (cd)
2,700 K (80 CRI)	190	68	2,250
3,000 K (80 CRI)	195	70	2,300
4,000 K (80 CRI)	210	76	2,500
Blue (470 nm)	165	58	1,950
2,200 K (80 CRI)*Dark Sky	29	14.5	171
2,700 K (80 CRI)*Dark Sky	33	16.5	202
3,000 K (80 CRI)*Dark Sky	36	18	212

¹ Lumen output values are based on a 2 W luminaire with 14° lens.
 *2,200K, 2,700K and 3,000K output values are based on a 2W luminaire with a Dark Sky louver.

Beam Angles	14°, 20°, 30°, 10° x 40°, Flood, Dark Sky
-------------	---

Dark Sky Option



In accordance with Dark Sky Commercial luminaire criteria
 *For luminaires 100 lumens or less 5 lumens total is allowable as uplight



Products and specifications are subject to change without notice.
 LS9405LED-250214

Electrical

Power Consumption	2.8 W (maximum for 2 W)	
Lifetime	>60,000 hrs (B10, L70, TM21)	
Input Voltage	Low Voltage	24 Vdc (International) 12 to 15 Vac, 12 to 24 Vdc (North America)

Control

Protocols¹	PWM (0-10 V to PWM and DMX to PWM converters available)
------------------------------	---

¹ Some protocols require additional hardware. For more information and other available protocols contact Lumascape.

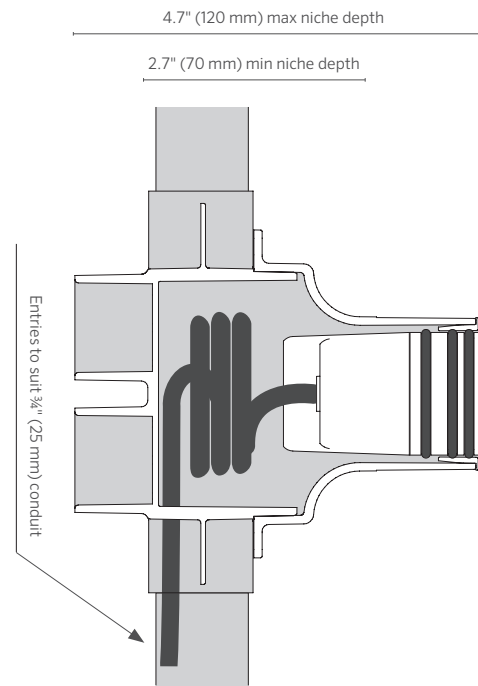
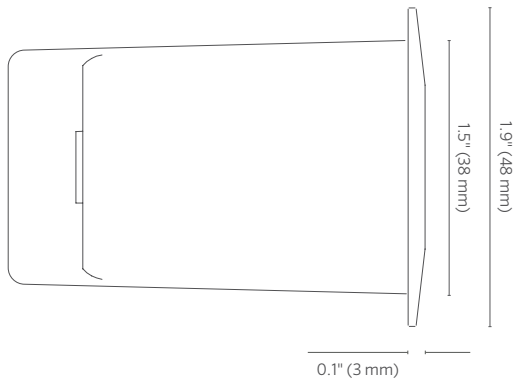
Physical

Housing	Marine-grade 316 stainless steel bezel with polymer housing
Installation	Niche
Water Temperature Rating	41°F to 104°F (-5°C to 40°C)
Surface Temperature	≤ 149°F (65°C)
Weight	2.2 lb (1.0 kg)

Certification & Compliance

IP Rating	IP68 to 6' (2 m)
IK Rating	IK10
Environment	Swimming pools, spas and fountains
Certifications	ETL, CE, UKCA, RCM

Dimensions



Specification Matrix

LS9405LED - [] [] [] [] [] [] [] []

Light Engine	Code
1W	1
2 W	2

Static White & Color	Code
2,700 K (80 CRI)	D7
3,000 K (80 CRI)	H6
4,000 K (80 CRI)	W4
Blue (470nm typical)	B4

Beam Angles	Code
14°	NR
20°	ME
30°	WD
10° x 40°	LN
Flood	FL ¹

¹ Linear with wall wash filter creates a linear horizontal beam

Tilt	Code
Standard	U
Wall Wash	W ²

¹ Not applicable with FL beam

Input Voltage (International)	Code
24 Vdc	07 ¹
PWM Dimmable Driver, 24 Vdc	27

¹ Requires appropriate power supply

Cable Length	Code
8 m	08
15 m	15
20 m	20
25 m	25

For custom cable lengths, contact Lumascape. Cable cannot be field installed.

Input Voltage (North America)	Code
12 to 15 Vac, 60 Hz	13 ¹
PWM Dimmable Driver, 12 to 15 Vac, 12 to 24 Vdc	23

¹ Requires appropriate power supply

Cable Length	Code
26'	026
48'	048
65'	065
82'	082

For custom cable lengths, contact Lumascape. Cable cannot be field installed.

Finish	Code
Stainless Steel	SS

Dark Sky Specification Matrix

LS9405LED - [] [] [] [] [] [] [] []

Light Engine	Code
2 W	2

Static White & Color	Code
2,200 K (80 CRI)	C7
2,700 K (80 CRI)	D7
3,000 K (80 CRI)	H6

Beam Angles	Code
Internal Louver	DS

Tilt	Code
Wall Wash	W

Input Voltage (International)	Code
PWM Dimmable Driver, 24 Vdc	27

Cable Length	Code
8 m	08
15 m	15
20 m	20
25 m	25

For custom cable lengths, contact Lumascape. Cable cannot be field installed.

Input Voltage (North America)	Code
PWM Dimmable Driver, 12 to 15 Vac, 12 to 24 Vdc	23

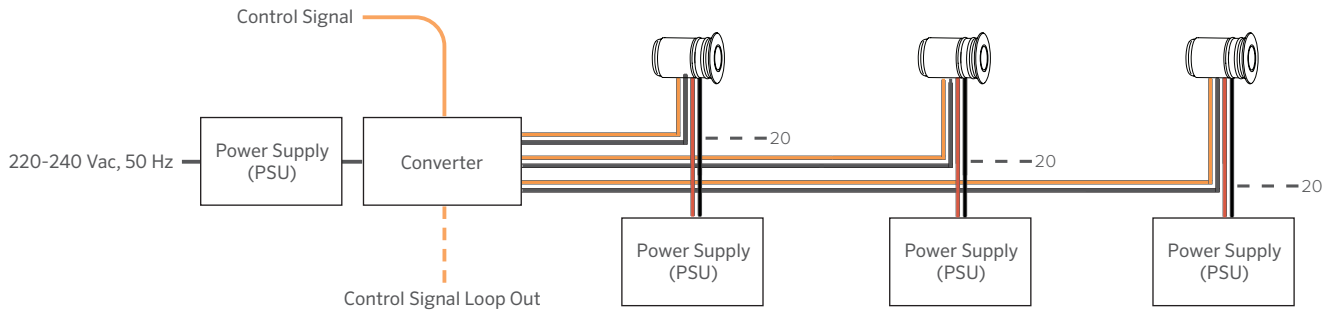
Cable Length	Code
26'	026
48'	048
65'	065
82'	082

For custom cable lengths, contact Lumascape. Cable cannot be field installed.

Finish	Code
Stainless Steel	SS

INTERNATIONAL

Network Topology – Static Colour (DMX)



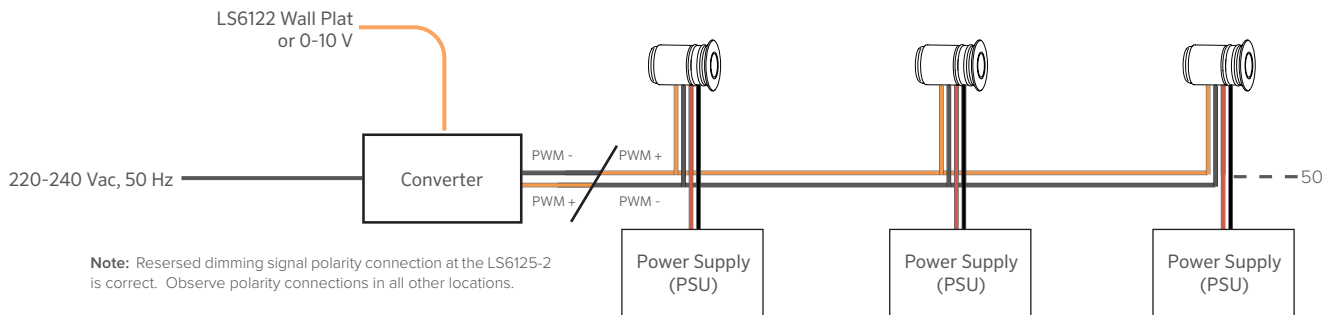
Up to 20 luminaires per run under the following conditions

- Up to three (3) individually addressed dimmable channels
- Up to 20 luminaires per dimmable channel
- Luminaires driven by integral LED drivers
- Luminaires powered through individual power supplies
- Refer to 'Maximum Circuit Load' table for circuit limitations
- Always observe local electrical codes for branch circuit current limitations
- Suitable for installation into swimming pools in Australia

Control Protocols

DMX For DMX control signal, use LS67100 DMX to PWM converter

Network Topology – Static Colour (0-10 V)



Note: Reversed dimming signal polarity connection at the LS6125-2 is correct. Observe polarity connections in all other locations.

Up to 50 luminaires per run under the following conditions

- Stand alone static color dimming solution
- Up to 50 luminaires dimmed together
- Luminaires driven by integral LED drivers using LS6122 wall plate dimmer
- Luminaires powered through individual power supplies
- Refer to Maximum Circuit Load table for circuit limitations
- Always observe local electrical codes for branch circuit current limitations
- Suitable for installation into swimming pools in Australia

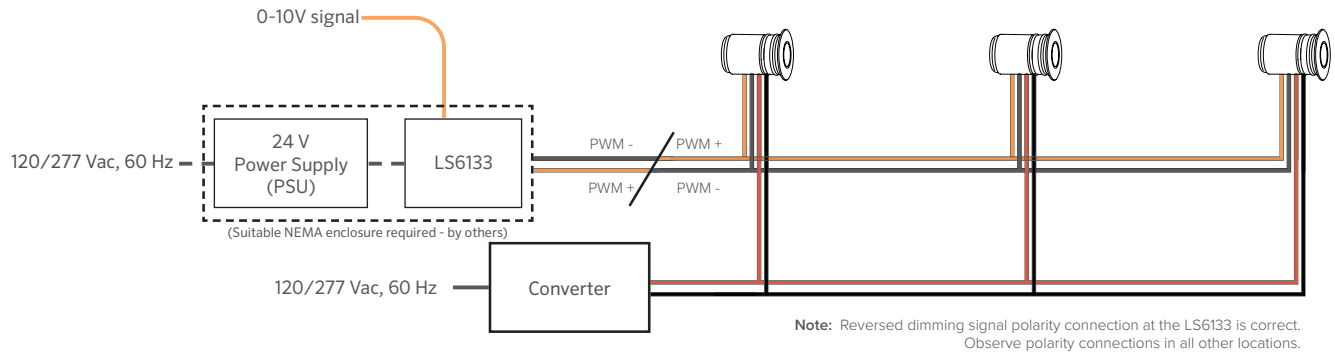
Control Protocols

0-10 V For 0-10 V control signal, use LS6125-3 0-10 V to PWM converter

Maximum Run per Luminaire						
Input Voltage	220-240 Vac, 50 Hz					
Output Voltage	24 Vdc					
Wattage	40 W	120 W	240 W	320 W	480 W	600 W
LS9405LED, 1 W	15	46	93	124	186	233
LS9405LED, 2 W	10	30	60	80	120	150

NORTH AMERICA

Network Topology – Static Colour (0-10 V)



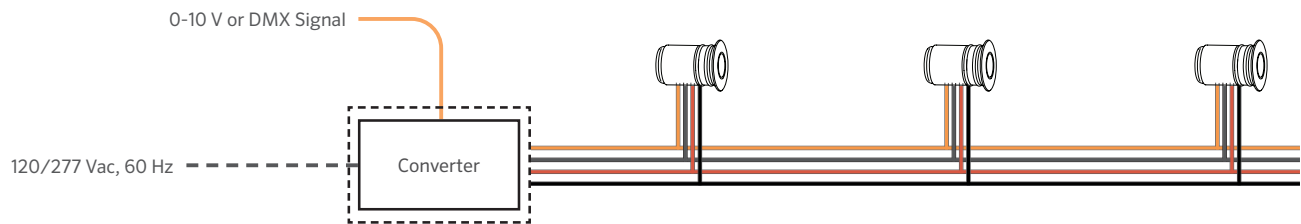
Up to 20 luminaires per run under the following conditions

- Up to three (3) individually addressed dimmable channels
- Up to 20 luminaires per dimmable channel
- Luminaires driven by integral LED drivers
- Luminaires powered through individual power supplies
- Refer to 'Maximum Circuit Load' table for circuit limitations
- Always observe local electrical codes for branch circuit current limitations

Control Protocols

0-10 V For 0-10 V control signal, use LS6133 0-10 V to PWM converter

Network Topology – Static Colour (0-10 V/DMX)



Up to 50 luminaires per run under the following conditions

- Stand alone static color dimming solution
- Up to 50 luminaires dimmed together
- Luminaires driven by integral LED drivers using LS6122 wall plate dimmer
- Luminaires powered through individual power supplies
- Refer to Maximum Circuit Load table for circuit limitations
- Always observe local electrical codes for branch circuit current limitations

Control Protocols

DMX For DMX control signal, use a LS6510 converter

0-10 V For 0-10 V control signal, use a LS6510 0-10 V to PWM converter

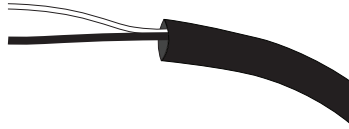
Maximum Circuit Load

Pool, Spa & Fountain Power Supply				
	PROLink		LS6510	
Input Voltage	120 Vac, 60 Hz		120/277 Vac, 60 Hz	
Output Voltage	11/12/13/14 Vdc, 60 Hz		24 Vdc	
Wattage	300 W	600 W	240 W	320W
LS9405LED, 1 W	116	233	93	124
LS9405LED, 2 W	75	150	60	80

Luminaire Wire Colours & Designations

Single Non-Dimmable

Designation	Color
Positive	White or Red
Negative	Black



Single Color Dimmable

Designation	Color
DC +	Red
DC -	Black
PWM +	Orange
PWM -	Grey

