

# INSTALLATION INSTRUCTIONS

FACADE LUMINAIRE

MODEL: LS9160, LS9162, LS9164  
LS9180, LS9182, LS9184

INPUT VOLTAGE: 120-277 V, 50/60 Hz



## LS9160 | LS9162 | LS9164 | LS9180 | LS9182 | LS9184

Warranty void if not installed as per installation instructions

### WARNING

Install in accordance with National Electric Code, ANSI/NFPA 70 or the Canadian Electrical Code, Part I (CEC), CSA C22.1

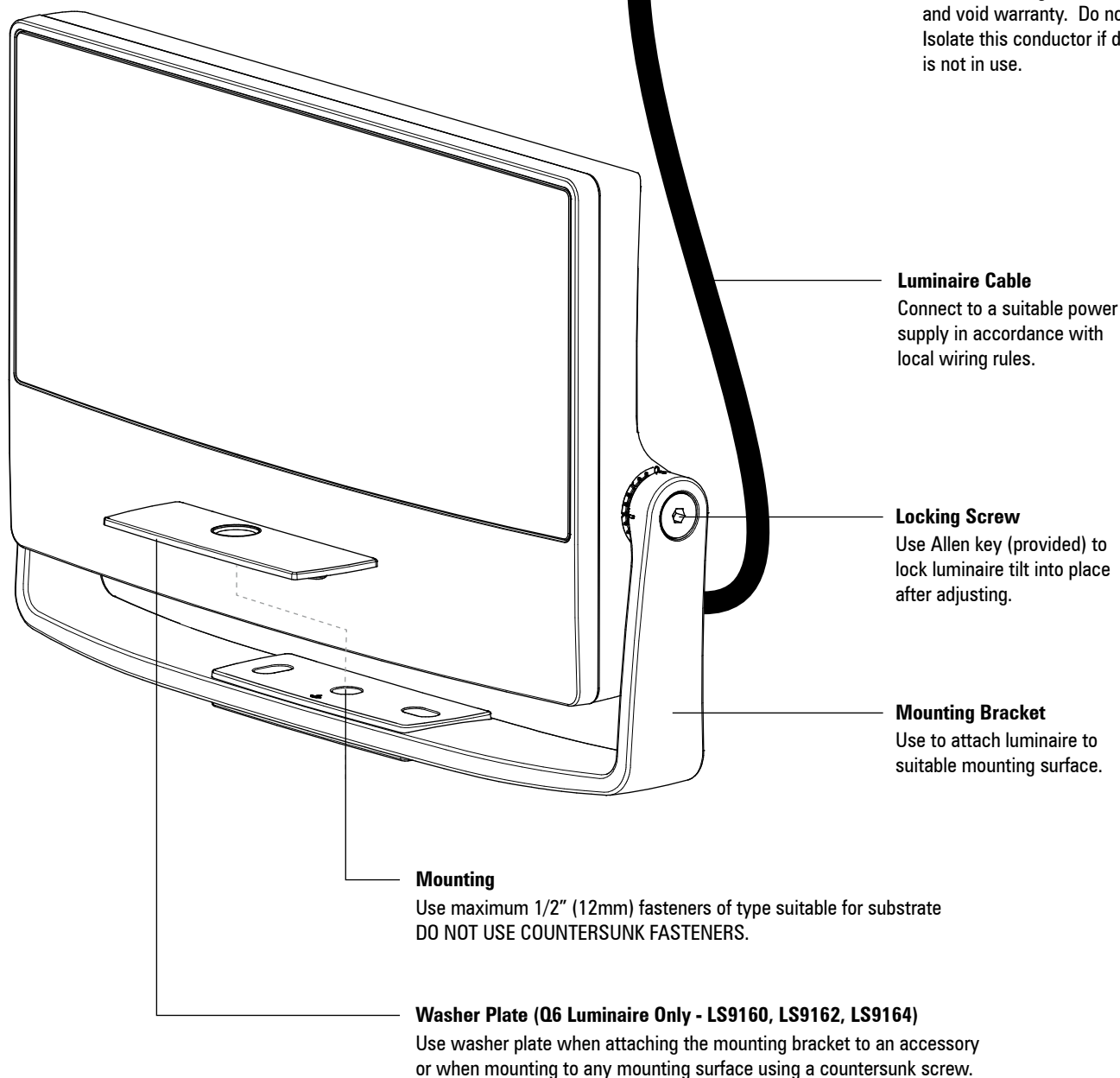
### Wiring Diagram

Wire Colour	Designation
Black	Line
White	Neutral
Green / Yellow	Earth
Grey *	Data *

\* Do not connect if not required

### Data Signal Wire

Operating voltage on this wire is 24V. Incorrect wiring will damage luminaire and void warranty. Do not Hi-Pot test. Isolate this conductor if data injector is not in use.



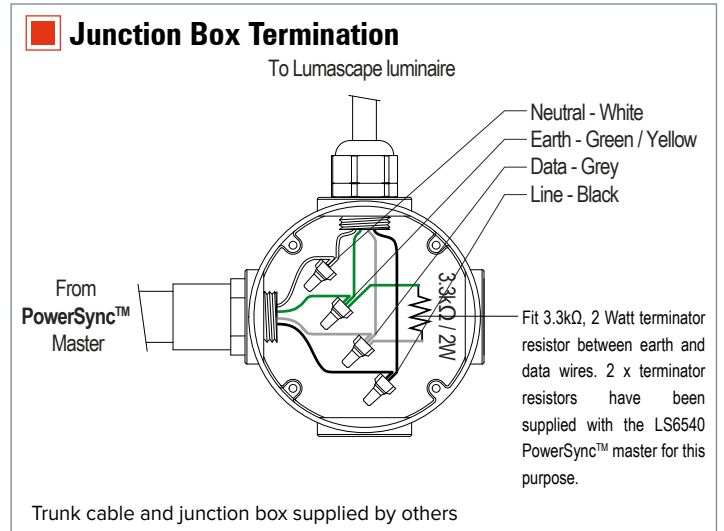
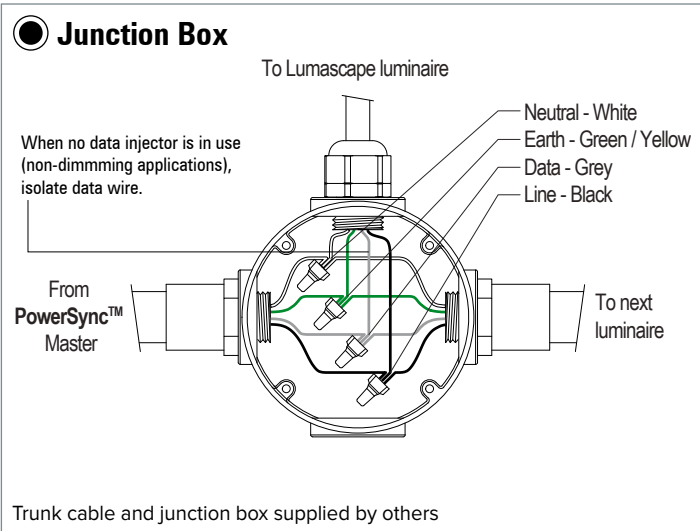
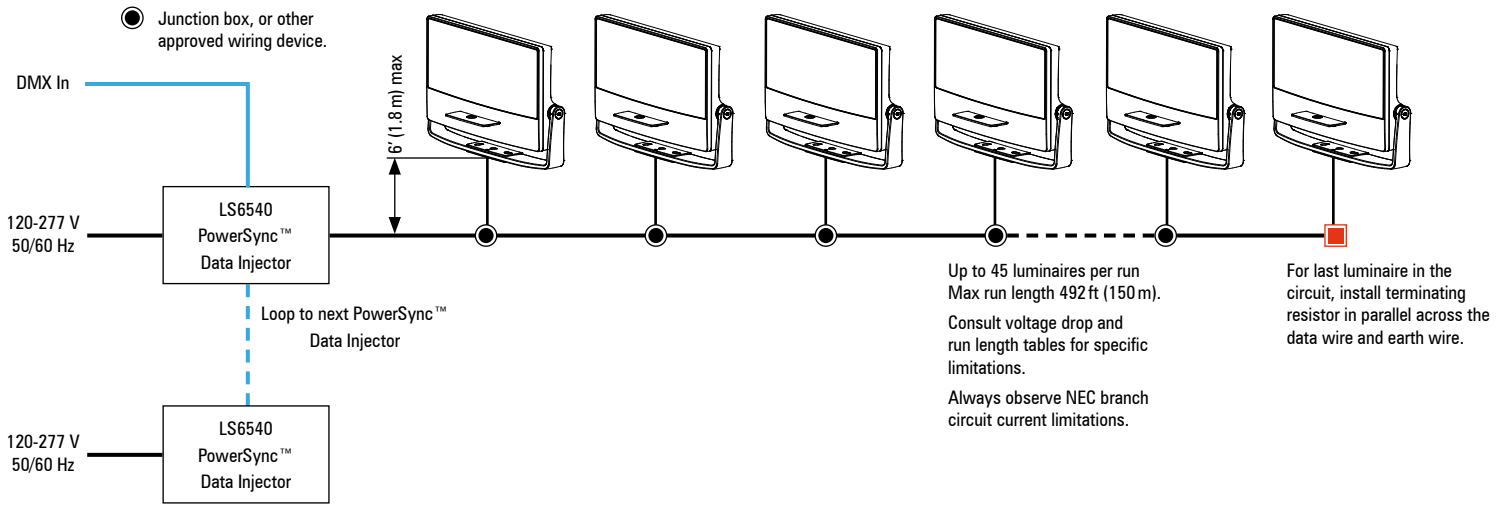
Should you experience any difficulty, please contact Lumascape directly: phone (866) 695-5862 or email [info@lumascape.com](mailto:info@lumascape.com)

## IF IN DOUBT, PLEASE CALL

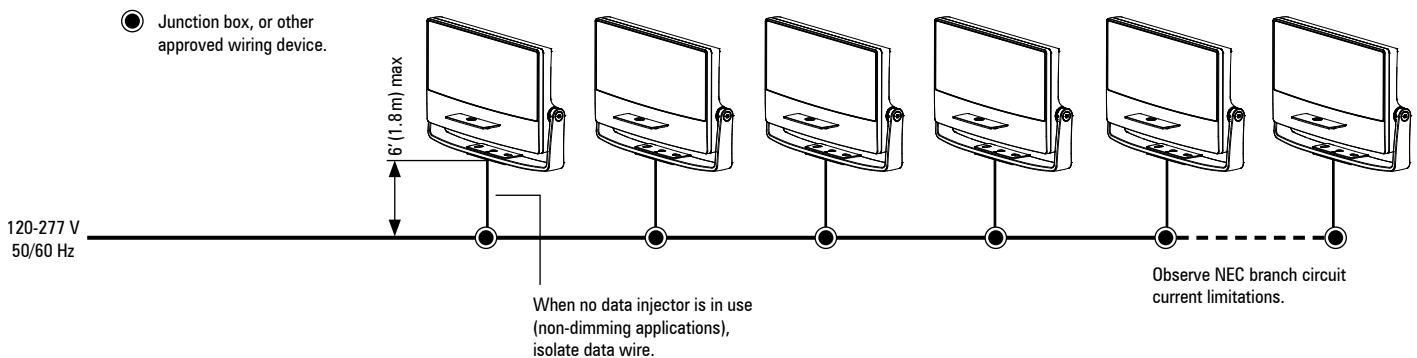
[www.lumascape.com](http://www.lumascape.com)

# Network Topology

**LS9160 Dimmable, LS9162, LS9164**  
**LS9180 Dimmable, LS9182, LS9184**



## LS9160 Non-Dimming, LS9180 Non-Dimming



Should you experience any difficulty, please contact Lumascope directly: phone (866) 695-5862 or email [info@lumascope.com](mailto:info@lumascope.com)

**IF IN DOUBT, PLEASE CALL**

[www.lumascope.com](http://www.lumascope.com)