



Project Name	
Type	
Part Number	
Quantity	
Notes	

Product Overview

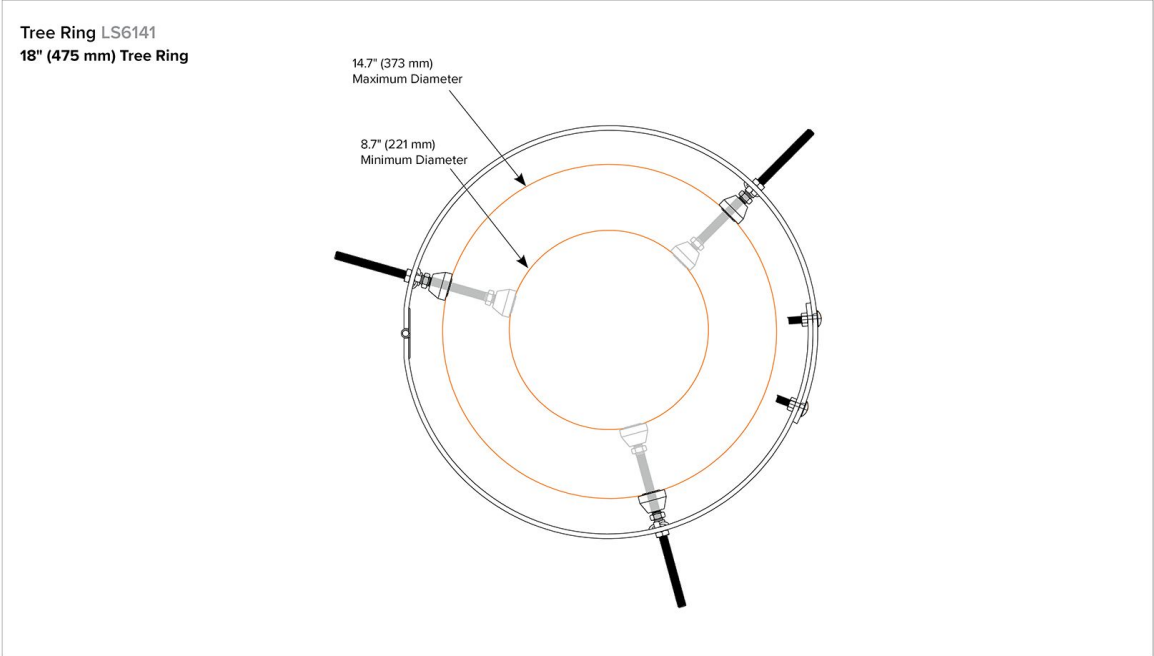
Allows you to mount up lights or down lights on a tree. Available in 18.0" (460 mm) or 24.0" (610 mm) diameters and can accommodate up to six fixtures. Made of aluminum with powder-coat options in Bronze or Flat Black.

Features

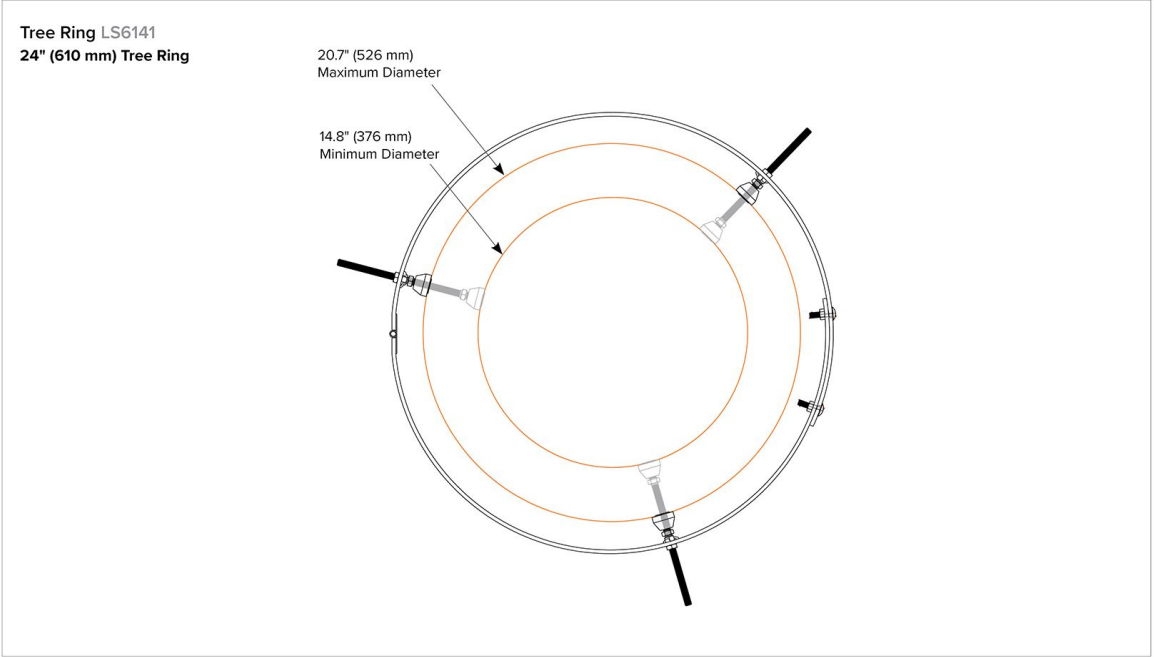
Compliance

# Specifications

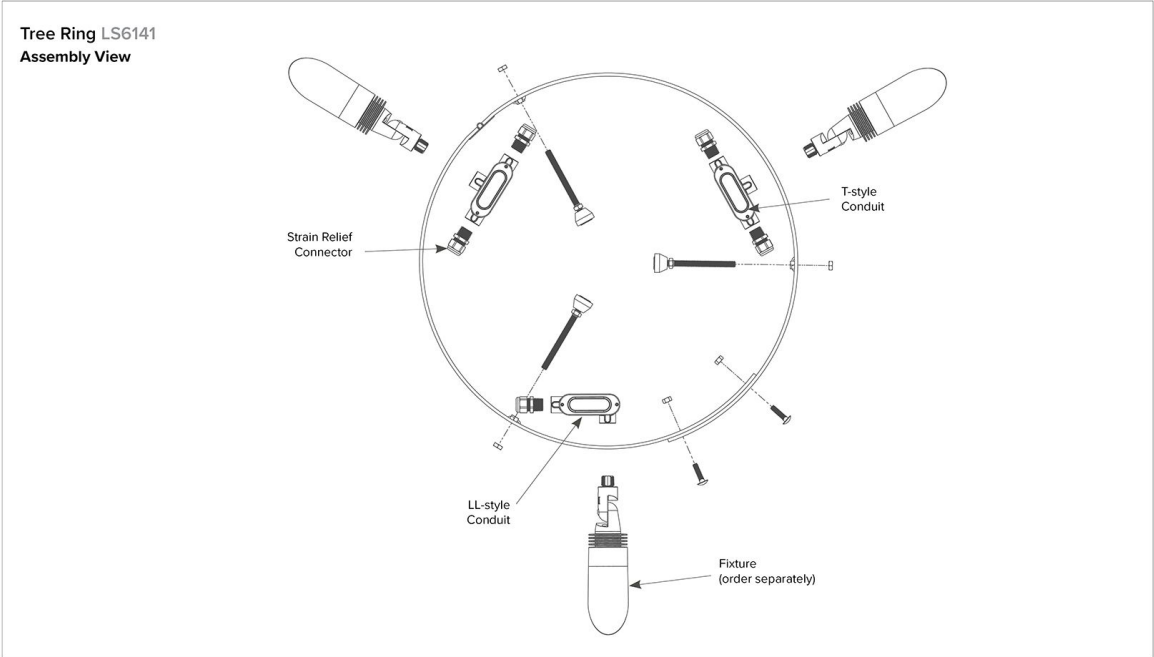
## LS6141 Dimensions



## LS6141 Dimensions



LS6141 Assembly



## Configuration

For complete and up-to-date product options, configure the TR using our online [product configurator](#).

TR			
Code	Size	Positions	Finish











### Size

- ☐ **18" (475 mm) Tree Ring (18)**  
Capable of mounting diameters between 8.7" (221 mm) and 14.7" (373 mm)
- ☐ **24" (610 mm) Tree Ring (24)**  
Capable of mounting diameters between 8.7" (221 mm) and 14.7" (373 mm)

### Positions

- ☐ **Six Position (6P)**  
Six through holes. Designed for ½"-14 NPSM threads and requires a lock ring to secure luminaire in place.

Finish

<input type="checkbox"/> <b>Black (BL)</b> RAL9004 from RAL Classic collection		<input type="checkbox"/> <b>Anthracite Gray (AG)</b> RAL7016 from RAL Classic collection		<input type="checkbox"/> <b>Basalt Gray (BT)</b> RAL7012 from RAL Classic collection	
<input type="checkbox"/> <b>Graphite Gray (GH)</b> Graphite Gray powder-coat finish		<input type="checkbox"/> <b>Anodic Silver (SL)</b> RAL9006 from RAL Classic collection		<input type="checkbox"/> <b>White (WT)</b> RAL9016 from RAL Classic collection	
<input type="checkbox"/> <b>Dark Bronze (DB)</b> RAL8019 from RAL Classic collection		<input type="checkbox"/> <b>Latte (LT)</b> RAL7006 from RAL Classic collection		<input type="checkbox"/> <b>Dark Aluminium (DA)</b> RAL9007 from RAL Classic collection	
<input type="checkbox"/> <b>Custom RAL (CC)</b> A one-off custom color setup fee applies. Click on 'More Info' button to add to your enquiry. Contact Lumascape for volume discount on set-up fee.					

# Accessories

## Conduit Body

Specify separately. Order to match color of Tree Ring.

- ☐ **LL-Style Conduit Body (TRJBLL)**  
Order one per Tree Ring and includes strain relief connectors



- ☐ **T-Style Conduit Body (TRJBT)**  
T-Style Conduit Body suitable for use on the Tree Ring.



## Custom Color

A one-off setup fee applies for each custom color per order. Add to your enquiry.

- ☐ **Custom Color Setup Fee: Essential Series (Custom RAL Color Setup)**  
Custom RAL colour setup fee

